

# Cleanrooms - Worksheet

---

Please fill out this contact information page and select your cleanroom specifications on the following three pages. Fax to DME at 888-808-4363 for a quote.  
Or call us at 800-626-6653 with your specs.

<b>Company Name</b>	
<b>Account #</b>	
<b>Company Address</b>	
<b>Contact Name</b>	
<b>Phone #</b>	
<b>Fax #</b>	
<b>E-mail Address</b>	

## SOFTWALL CLEANROOM OPTIONS



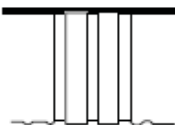
### Anti-static Curtains

Replaces standard clear vinyl with static dissipative vinyl.



### Strip Curtains

Replaces all, or a portion, of standard solid panels with 8" wide strips with 2" overlap.



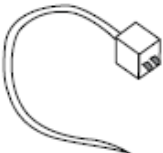
### Strip Entries

Replaces standard 12" overlap opening with strip curtains. These are generally 3' – 4' wide, but any width is available.



### Castors

Replaces standard stainless steel leveling mounts with polyurethane swivel casters with wheel locks. Wheel diameter varies with size of room and load.



### Pre-Wiring Package

Adds leg-mounted control panel with on/off switches for lights and filters, and moves the filter speed controls down from the ceiling for easier access. All components are pre-wired to connect to the control panel, which provides a single-point connection to field power.

# Cleanrooms - Worksheet

## CLEANROOM SIZE

Length: \_\_\_\_\_

Width: \_\_\_\_\_

Height: \_\_\_\_\_



Shown as: 6'x8'



Shown as: 16'x24'

## CLEANROOM CLASS

Class = Number of air changes per hour.

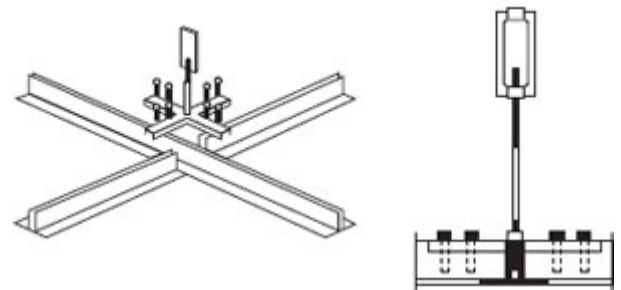
- 100   
  100 (At Rest)   
  1,000   
  10,000   
  100,000 (Standard)

## CLEANROOM FRAMEWORK

The framework is fabricated of proprietary aluminum extrusions finished with white epoxy enamel. The cross tees for separating components are 1-1/2" anodized aluminum T-grid with tabs for attachment. The horizontal members are 2" x 4", and the vertical support legs are 3" x 3". All fasteners may be easily removed to allow disassembly of the unit for relocation.

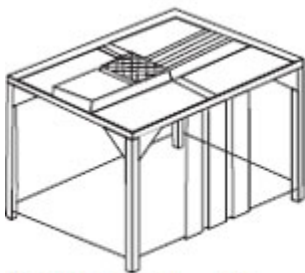
Leveling mounts are installed at the base of each leg and are adjustable. The pads have a stainless steel housing with rubber base where it contacts the floor. A 1/2-13 stud on the pad fits inside the base of the leg and a hex nut is used for adjustment.

A jamb nut is included to fix the height once set. Closed cell gasketing is included for field installation to seal the components from the room.

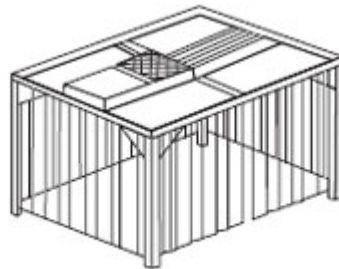


## CLEANROOM CURTAINS

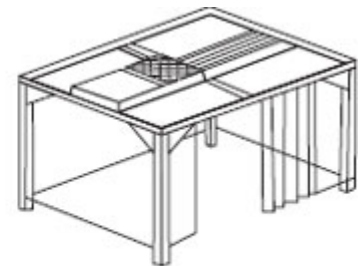
Curtains are 40 mil clear standard. (2) 12" overlap openings are included with the base package. Strip entries are available as are sliding track entries. For additional curtain material, call for pricing.



"A" Solid curtains with strip entry



"B" 8" Strip curtains with 2" overlap



"C" 8" Solid curtains with bi-fold curtains entry

"A"   
  "B"   
  "C"   
  "D" - Please have the factory suggest best curtain method

Please make the above curtains:  40 mil clear vinyl     40 mil clear anti-static Length: \_\_\_\_\_

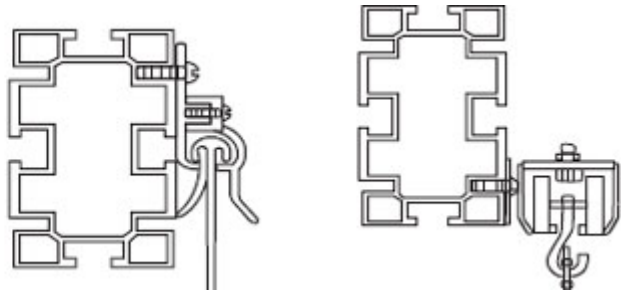
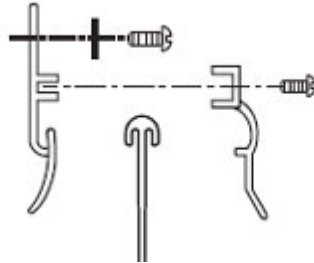
**Fax to DME at 888-808-4363 for a quote. Or call us at 800-626-6653 with your specs.**

# Cleanrooms - Worksheet

## CLEANROOM CURTAIN ASSEMBLIES

**HookBead Curtains:** Used for strip curtains or strip entry.

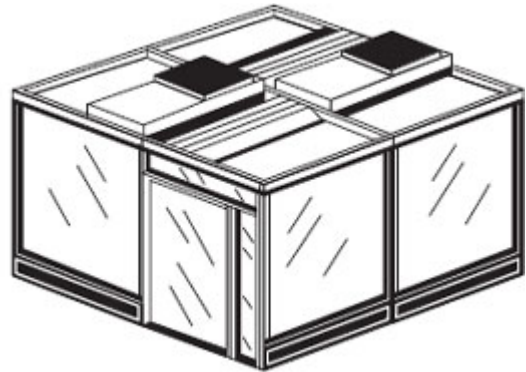
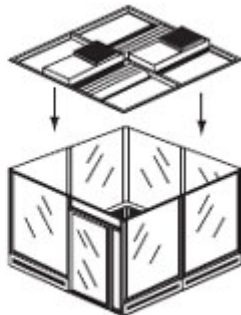
**Nylon Roller:** Used for bi-fold curtains



## CLEANROOM HARDWALL PANELS

Blank panels are 1/2" gypsum, vinyl covered on both sides with white textured covering. All edges are sealed. If required, special sizes will be cut and edges resealed at our factory. No field cuts are necessary.

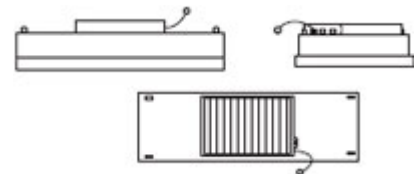
Hardwall Panels are preferred



**Door & Wall Panel**

## CLEANROOM FILTER MODULES

Filtration is provided by our Model 421-SP motorized HEPA filter modules. Standard efficiency is 99.99% at 0.3 microns by DOP test. The modules are provided with an 8' power cord and variable-speed controller mounted on each unit. If a prewiring package is purchased, the speed controllers are located in a control panel attached to the leg. Standard voltage is 120/1/60.

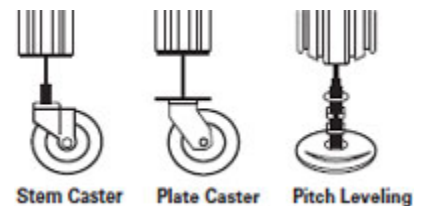


## CLEAN ROOM CASTERS

There are 2 types of casters offered. Stem Casters are available in 4" and Plate Casters are available in 5" and 6". The size of your casters will be determined by the size and weight of your softwall cleanroom. All casters feature a molded polyurethane wheel and a Tech-Lock brake.

Stem/Plate Casters

Leveling Pad



Stem Caster

Plate Caster

Pitch Leveling

**Fax to DME at 888-808-4363 for a quote. Or call us at 800-626-6653 with your specs.**

